

Use Your Brain Before Pouring Anything Down the Drain



(812) 349-2867
FAX: (812) 349-2872

www.IndianaHHW.org

3400 S. Walnut St.
Bloomington, IN 47401




Indiana Department of
Environmental Management

(800) 451-6027

www.recycle.IN.gov


100 North Senate Avenue
MC 64-00 IGCS W041
Indianapolis, IN 46204-2251

STOP!



Use
your
brain
before
pouring
anything
down the
drain!

Use Your Brain Before Pouring Anything Down the Drain



If you live in a city or town, chances are everything you pour down the drain ends up at the local wastewater treatment plant (WWTP). So, before you flush, pour or dump anything into a toilet, sink or household drain, think about what it might do to your WWTP and your environment.

Your local wastewater treatment plant is designed to treat human wastes and dirty water from household activities such as bathing, showering, laundry, and dishwashing. Once treated, the clean water is safely released to a river, lake, or stream in your community. When other items – including household chemicals – are sent to the WWTP, they can harm the treatment process and increase the overall cost

of wastewater treatment. Some chemicals may pass through the plant and be released to a waterway in your community, potentially harming human health and aquatic life.

Some Indiana communities have combined sewer overflow (CSO) systems which convey both wastewater and storm water to the wastewater treatment plant through a single pipe. During periods of heavy rain, CSOs may release untreated wastewater directly into your local rivers, lakes and streams. This is an even greater threat to human health and the environment.



Guidelines to Follow

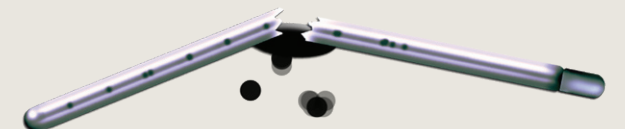
Keep mercury out of the sink.

Fever thermometers are the most common household items that contain mercury.

- Search your home for items containing mercury, and tag them properly.
- Contact your local Indiana solid waste management district for disposal guidance; contact information is available at www.IndianaHHW.org.
- Properly manage a mercury spill.
 - ▶ Do **not** vacuum mercury;
 - ▶ Do **not** rinse it down the sink;
 - ▶ Do follow the mercury spill guidance at www.idem.IN.gov/4246.htm ;
 - ▶ Call IDEM at (800) 451-6027.

Collect fats, oils and grease from food products.

- Store in plastic or glass jars with screw on lids.
- Dispose of collected items with your trash.
- For large quantities, contact your local Indiana solid waste management district for disposal guidance, contact information is available at www.IndianaHHW.org.





Guidelines to Follow

Keep all medications (liquids and solids) out of the water supply.

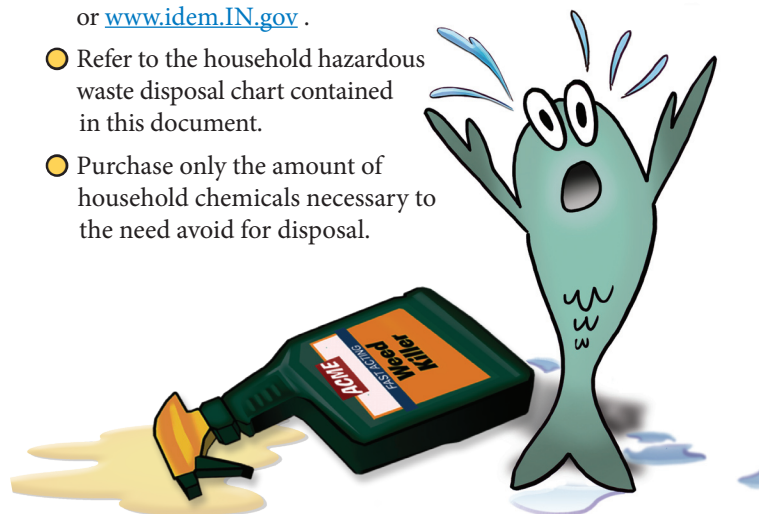
Do not dispose of unwanted medications by pouring them down a drain or flushing them down a toilet. Many medications cannot be removed by wastewater treatment plants. Some of them even damage the treatment system.

- Contact your local Indiana solid waste management district for disposal guidance. Contact information is available at www.IndianaHHW.org.
- If your solid waste management district does not provide collection of medications, follow these steps for disposal in your regular trash:
 - ▶ Dissolve tablets or capsules in the original container with a small amount of water. For liquid medications, add sawdust, kitty litter or flour to the original container;
 - ▶ Remove labels from prescription bottles or completely mark out all patient information;
 - ▶ Put all lids back on the containers tightly and put them in a heavy-duty sealed bag. Tight lids and sealed bags will help keep the medications from leaking out; and
 - ▶ Put the sealed bag in your trash so that it is not visible from outside the trash bag to discourage unintended use.

Properly manage all household products containing chemicals.

Household products that contain hazardous substances become household hazardous waste (HHW) once the consumer no longer has a use for it and disposes of it.

- When in doubt, don't pour it out. Contact your local Indiana solid waste management district for disposal guidance. Contact information is available at www.IndianaHHW.org or www.idem.IN.gov.
- Refer to the household hazardous waste disposal chart contained in this document.
- Purchase only the amount of household chemicals necessary to the need avoid for disposal.



Safe Disposal Guide



This symbol represents products that can be safely poured down the drain with plenty of water. (Homeowners using septic tanks should consider alternate disposal and try to purchase these items sparingly.)



This symbol represents products that can be disposed of in the garbage.



This symbol indicates you should contact your local household hazardous waste (HHW) program for proper disposal instructions.

Household Hazardous Waste Disposal Chart

Bathroom

Alcohol-based lotions
Bathroom cleaners
Disinfectants
Permanent lotions
Hair relaxers
Medicine
Nail polish
Nail polish remover
Thermometers (with mercury)
Toilet bowl cleaner
Tub and tile cleaner



Garage/Workshop

Varnish
Windshield washer solution
Wood preservative



Garden

Fungicide
Herbicide
Insecticide
Pesticide
Rat, mouse, gopher poison
Weed killer



Garage/Workshop

Antifreeze
Auto body filler
Batteries, auto
Brake fluid
Car wax with solvent
Diesel fuel
Fuel oil
Gasoline
Glue (solvent based)
Glue (water based)
Kerosene
Metal polish with solvent
Mineral spirits
Motor oil
Paint-latex, dried hard
Paint-latex, still liquid
Paint-oil based
Paint-auto
Paint brush cleaner w/solvent
Paint brush cleaner w/TSP*
Paint thinner
Paint stripper
Primer
Rust remover
Switches (potentially containing mercury)
Transmission fluid
Turpentine



Here/There

Ammunition (Take to police or fire station)
Batteries, alkaline
Batteries, mercury-containing
Batteries, rechargeable
Dry cleaning solvents
Fiberglass epoxy
Gun cleaning solvents
Lighter fluid
Moth balls
Photographic chemicals
Septic tank degreasers
Shoe polish
Smoke alarms (Return to manufacturer)
Swimming pool chemicals
Thermostats (mercury ampule inside)



Kitchen

Aerosol cans-empty
Aerosol cans-full
Ammonia-based cleaners
Drain cleaners
Fats, oils and grease
Floor care products
Furniture polish
Metal polish
Oven cleaner



*Trisodium phosphate